




How to Create a Sub-team

Go to give.oregonfoodbank.org/minibikegambler

Join a Team - Create a sub-team

1. Find the Mini Bike Gambler team page. Click the URL above or from the OFB home page Click  (top right). Type in a few letters of the team name. Click on your team.

2. Click 

3. Set a fundraising goal. Choose an end date. Add a page headline. Create a page URL.

Click 

4. Create an account. Enter your email address and create a password.


Click 

*Already have a Classy account,
select Log into your account.*

5. Complete your profile by entering your first name and last name. Click




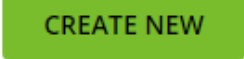

Customize your page - Update your team story and add updates

1. Click LOGIN in upper right hand corner. If you see  you are already logged in.

2. Go to your team page. Click 

3. Click STORY tab.

4. Make changes to your team's story. Formatting tools available along the bottom including adding an image or video. This is a good place to talk about why your team supports Oregon Food Bank. When complete, click  If you want to return to the default, click Reset story above the save button.

5. Click UPDATES tab. Click  Type in update. Formatting tools available along the bottom including adding an image or video. This is a good place for an encouraging message or to mention how your fundraiser is doing. When complete, click 

6. Changed your mind about an update? Click  at right side of update and select Delete.